

# Pressure Transmitter

**PTM**

With piezoresistive measuring cell  
Pressure ranges 0 – 100 mbar to 0 – 1000 bar

## Applications

Pressure transmitter models PTM are suitable for overpressure and absolute pressure measurement of liquid and gaseous media from 0 – 100 mbar up to 0 – 1000 bar, which do neither corrode stainless steel 316L (1.4404 and 1.4435) nor Viton. Two basic versions are available:

<b>Overpressure</b>	<b>0 – 100 mbar to 0 – 1000 bar</b> (up to 0 – 16 bar with ventilation to atmosphere)
<b>Absolute pressure (a)</b>	<b>0 – 100 mbar to 0 – 1000 bar</b> (reference point zero absolute)

The pressure transmitters are temperature-compensated and provide a calibrated output signal.

## Construction

The piezoresistive sensor is installed in the pressure connection piece and is surrounded by silicone oil. It is separated from the medium by a thin stainless steel diaphragm. The earth conductor of the plug connector is connected to the case.

The attachment of chemical seals, e.g. for the food industry, is possible, see data sheets of catalogue heading 7...

## Standard Versions

### Construction Type

Installation length standard

### Process Connection

G ½ B (½" BSP), stainless steel 316L (1.4404)

### Measuring Cell / Sensor

Piezoresistive measuring cell stainless steel 316L (1.4435)  
Diaphragm, placed inside stainless steel 316L (1.4435)

### Sensor Sealing

FKM (Viton®)

### Case

Stainless steel 304 (1.4301), degree of protection IP65

## Pressure Ranges / Overload Capability (üs)

Overpressure and absolute pressure	üs	Overpressure and absolute pressure	üs	Overpressure and absolute pressure	üs
in bar					
0 – 100 mbar	2.5	0 – 4	7	0 – 40	100
0 – 160 mbar	2.5	0 – 6	15	0 – 60	150
0 – 250 mbar	2.5	0 – 10	30	0 – 100	300
0 – 400 mbar	2.5	0 – 16	30	0 – 160	300
0 – 600 mbar	2.5	0 – 25	100	0 – 250	300
0 – 1	3			0 – 400	1100
0 – 1.6	7			0 – 600	1100
0 – 2.5	7			0 – 1000	1100

The corresponding vacuum / compound ranges are also available.

## Output Signal

	Supply voltage	Load impedance
4...20 mA 2-wire	10...40 V DC	(U <sub>B</sub> – 10 V) / 0.02 A
0...20 mA 3-wire	8...28 V DC	(U <sub>B</sub> – 8 V) / 0.02 A
0...10 V 3-wire	13...28 V DC	min. 10 kΩ

## Measuring Accuracy

Better than ±0.5 % of full scale value (including non-linearity, hysteresis and non-repeatability)

For measuring spans 100, 160 and 250 mbar ±1.0 %

## Temperature Ranges

Storage temperature –40 to +125 °C (–40 to +257 °F)  
Rated temperature –10 to +80 °C (+14 to +176 °F)

## Temperature Influence in the Rated Temperature Range

Zero point <0.3 % / 10 K  
Span <0.2 % / 10 K

## Mechanical Shock

100 g / 1 ms

## Mechanical Vibration

Max. 20 g at 15 – 2000 Hz

## Reference Temperature

+20 °C (+68 °F)

## Long-term Stability of Zero Point and Span

Better than ±0.25 % p.a.

## Reverse Voltage Protection

Available

## Electrical Connection

Plug connection 3-pin + protective contact (DIN EN 175301-803)  
For assuring the electromagnetic compatibility (EMC), please use a shielded cable (e.g. LP/LiMYCY). The shield has to be connected to the case.

## Position of Installation / Position of Connection

Any

## EMC

EN 61000-6-3, 61000-6-2

## Options

- **Process connection:**
  - G ¼ B, ¼" NPT, ½" NPT (DIN EN 837-3), M 12x1.5, M 20x1.5
  - high pressure connection (female or male thread)
  - VCR® union nut, VCR® male thread rigid
  - others upon request
- **Electrical connection:**
  - cable gland (IP67) with 2 m (6.56') cable
  - circular plug connector M 12x1 (IP67)
  - angular cable box without cable, optional with 2 m (6.56') die cast cable
  - straight cable box without cable
  - others upon request
- **Special version:**
  - silicone-free version
  - version free of grease and oil, up to 0 – 600 bar adjustment ≤ 250 bar with dry air ≥ 400 bar with distilled water
  - oxygen version: up to max. 0 – 600 bar, restrictor screw in the inlet port of the connection, orifice Ø 0.3 mm (0.01")
  - output signal 0...5 V or 1...10 V, 4...20 mA (3-wire)
  - other sensor sealing
- **Higher temperature:**
  - with temperature decoupler TE, length approx. 30 mm (1.18")
  - for medium temperatures > 80 °C < 140 °C (> 176 °F < 284 °F)
  - for medium temperatures > 140 °C (> 284 °F) upon request

## Ordering Information

<b>Basic model</b>	PTM
<b>Order code absolute pressure</b>	(a)
<b>Pressure range</b>	e.g. 0 – 6 bar
<b>Output signal</b>	e.g. 4...20 mA
<b>Possible specifics</b>	cf. above

## Example

**PTM (a), 0 – 6 bar, 4...20 mA**

[www.armano-messtechnik.com](http://www.armano-messtechnik.com)

**ARMANO**

ARMANO Messtechnik GmbH

### Location Beierfeld

Am Gewerbepark 9 • 08344 Grünhain-Beierfeld  
Tel.: +49 3774 58 – 0 • Fax: +49 3774 58 – 545  
mail@armano-beierfeld.com

### Location Wesel

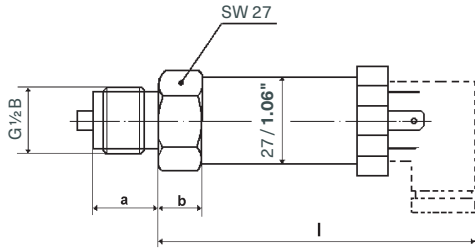
Manometerstraße 5 • 46487 Wesel-Ginderich  
Tel.: +49 2803 9130 – 0 • Fax: +49 2803 1035  
mail@armano-wesel.com

**9810**

07/23

# Case Configuration, Dimensional Data and Weight, Wiring Diagram

PTM



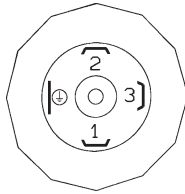
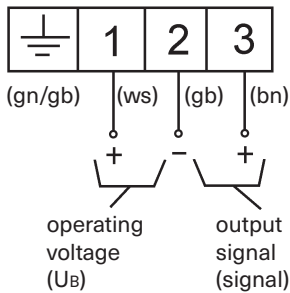
## Dimensional Data (mm / inch) and Weight (kg / lb)

model	version	l	a	b	approx. weight
PTM	up to 0 – 100 bar	88 (93) <b>3.46 (3.66)</b>	20 <b>0.79</b>	10 <b>0.39</b>	0.21 <b>0.46</b>
	>0 – 160 bar	93 (98) <b>3.66 (3.86)</b>	20 <b>0.79</b>	15 <b>0.59</b>	0.23 <b>0.51</b>

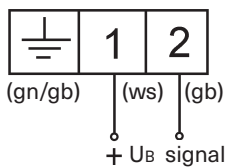
The values in brackets apply to output signals 0...20 mA.

## Wiring Diagram

3-wire



2-wire



### Please note:

Wiring diagram for version with circular plug connector M 12x1 see supplied operating instructions!